


PORTACOOOL®



APEX SERIES

PEAK COOLING, INTELLIGENT CONTROL

The new Portacool Apex™ series, where technology, innovation and simplicity join to shape the environment and breathe sustainable cooling into every space—be it your home, the workplace, the sports field, or any place where life unfolds.

1. **Smart, Connected Cooling**
2. **Quiet, Efficient, and Far-Reaching**
3. **Rugged, Portable, and Smartly Designed**



POWERED BY COOLSYNC™ TECHNOLOGY.

Enjoy effortless control and personalized comfort with the CoolSync™ app: Sync your cooler to your smartphone for convenient, remote adjustments, tailor your environment with customizable fan speeds and optimize performance for energy efficiency and cost savings—all from the palm of your hand.

Lifetime warranty on all molded housings.

3yr. *Limited warranty on motor and electrical components.

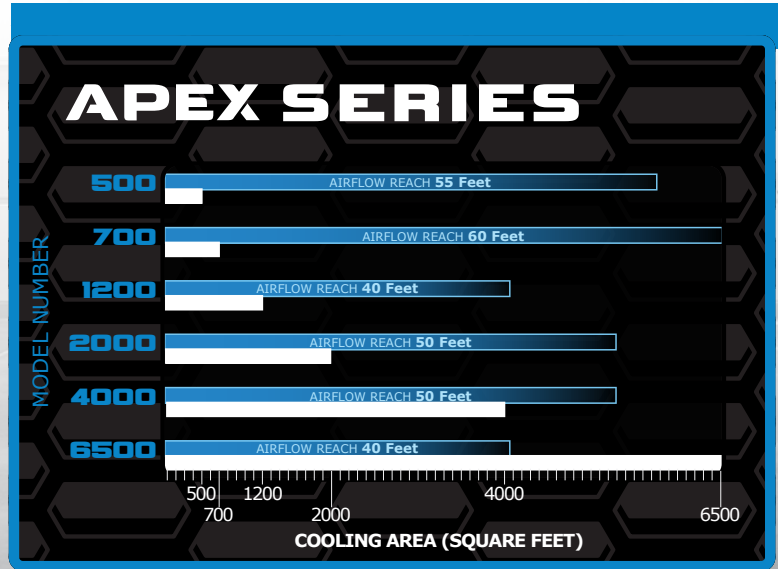


www.portacool.com

PORTACOOOL®

POWERFUL & EFFICIENT COOLING:

This chart illustrates the remarkable cooling capabilities of the Apex Series high-velocity evaporative coolers. Designed for spaces ranging from 500 to 6500 square feet, these coolers create a refreshing breeze that extends up to 60 feet.



APEX 500 & 700

SPOT COOLING

- Space Optimization
- Digital louver control







APEX 1200 2000 4000 & 6500

MEDIUM AREA COOLING

- Extended Cooling Reach
- Whisper-Quiet Performance

LARGE AREA COOLING

- Simplify Your Space
- Efficient Media Absorbance

						
MODEL NUMBER	PACA05001A1	PACA07001A1	PACA12001A1	PACA20001A1	PACA40001A1	PACA65001A1
OPTIMAL COOLING (SQ.FT)	UP TO 500	UP TO 700	UP TO 1200	UP TO 2000	UP TO 4000	UP TO 6500
VELOCITY	40	37	25	28	25	24
AIR FLOW REACH	55FT	60FT	40FT	60FT	50FT	40FT
NOISE (DB)	53	53	51	58	62	68
WATER RESERVOIR (GALLONS)	13	22	40	45	55	66
PRODUCT WEIGHT (WITHOUT WATER)	70	80	134	191	220	290
CFM'S	800	1400	4000	6700	13250	22000
DIMENSIONS (IN)	(HEIGHT) 46 (DEPTH) 19.5 (WIDTH) 22	(HEIGHT) 52 (DEPTH) 24 (WIDTH) 27	(HEIGHT) 58 (DEPTH) 26 (WIDTH) 42	(HEIGHT) 68 (DEPTH) 30 (WIDTH) 54	(HEIGHT) 77 (DEPTH) 33 (WIDTH) 63	(HEIGHT) 90 (DEPTH) 39 (WIDTH) 78
DIMENSIONS (CM)	(HEIGHT) 116.84 (DEPTH) 49.53 (WIDTH) 55.88	(HEIGHT) 132.08 (DEPTH) 60.96 (WIDTH) 68.57	(HEIGHT) 147.32 (DEPTH) 66.04 (WIDTH) 106.68	(HEIGHT) 172.72 (DEPTH) 76.2 (WIDTH) 137.16	(HEIGHT) 195.58 (DEPTH) 83.82 (WIDTH) 160.02	(HEIGHT) 228.6 (DEPTH) 99.06 (WIDTH) 200.66

Lifetime warranty on all molded housings.

3yr. *Limited warranty on motor and electrical components.



www.portacool.com

Portacool parts and accessories are available online at portacool.com or through your local distributor or retail location.